

TSX. ECS

**OTCQX.ECSIF
Frankfurt: ECO**



December 2017

www.eCobalt.com

MINERAL EXPLORATION

MINE DEVELOPMENT

DISCLAIMER

THIS MANAGEMENT PRESENTATION (THE "PRESENTATION") WAS PREPARED AS A SUMMARY OVERVIEW ONLY OF THE CURRENT AFFAIRS OF ECOBALT SOLUTIONS INC. FORMERLY FORMATION METALS INC. ("ECOBALT", "FORMATION" OR THE "COMPANY") AND WAS NOT PREPARED FOR THE PURPOSE OF ASSISTING PROSPECTIVE INVESTORS IN MAKING A DECISION TO INVEST IN THE COMPANY. THE COMPANY DOES NOT MAKE ANY REPRESENTATION AS TO THE COMPLETENESS, TRUTH OR ACCURACY OF THE INFORMATION CONTAINED IN THIS PRESENTATION. THE RECIPIENT IS CAUTIONED, THEREFORE, THAT IT IS INAPPROPRIATE TO USE THIS PRESENTATION, OR ANY PORTION THEREOF, TO ASSIST IN MAKING A DECISION TO INVEST IN FORMATION.

CONFIDENTIALITY

This Presentation is confidential and the contents are not to be reproduced or distributed to the public or the press. Securities legislation in all provinces and territories prohibits such unauthorized distribution of information. Each recipient of the information contained in this Presentation will treat such information in a confidential manner and will not, directly or indirectly, disclose or permit its affiliates or representatives to disclose such information to any other person or reproduce this Presentation in whole or in part, without the prior written consent of Formation.

NOT FOR U.S. DISTRIBUTION

This Presentation is for use solely in Canada and is not to be provided by any means to anyone in the United States. The securities of the Company have not been and will not be registered under the United States Securities Act of 1933, as amended (the "U.S. Act"), or the securities laws of any state and may not be offered or sold in the United States or to "U.S. Persons" (as defined in Regulation S of the U.S. Act) unless an exemption from registration is available.

FEASIBILITY STUDY("FS") RESULTS

The information in this Presentation related to the Idaho Cobalt Project was derived from the FS results announced in the Company's September 27, 2017 News Release. The FS has been compiled in accordance with National Instrument 43-101 guidelines and a Technical Report will be made available on SEDAR and on the Company's website within 45 days of the date of this news release. Readers are strongly encouraged to review the final National Instrument 43-101 Technical Report in its entirety.

FORWARD-LOOKING INFORMATION

This FS presentation contains "forward-looking statements" within the meaning of applicable Canadian securities legislation. Statements in this FS presentation pertaining to projected revenues and cash flows, quantity and grade of mineralized materials, estimated mineral prices and the continued expansion of the market for battery grade cobalt products are forward-looking statements. These forward-looking statements are based on assumptions and address future events and conditions and are subject to known and unknown risks, uncertainties and other factors that may cause the actual results, performance or achievements of the Company to be materially different from those expressed or implied by such forward-looking statements. Many of the assumptions respecting projected revenue, cash flow and quantity of mineralized materials are set out in detail in the NI 43-101 Technical Report. Forward-looking statements are not guarantees of future results, performance or achievement. These risks, uncertainties and factors include general business, economic, competitive, political, regulatory and social uncertainties; actual results of exploration activities and economic evaluations; fluctuations in currency exchange rates; changes in project parameters; changes in costs, including labour, infrastructure, operating and production costs; future prices of cobalt; variations of mineral grade or recovery rates; operating or technical difficulties in connection with exploration, development or mining activities, including the failure of plant, equipment or processes to operate as anticipated; delays in completion of exploration, development or construction activities; changes in government legislation and regulation; the ability to maintain and renew existing licenses and permits or obtain required licenses and permits in a timely manner; the ability to obtain financing on acceptable terms in a timely manner; contests over title to properties; employee relations and shortages of skilled personnel and contractors; the speculative nature of, and the risks involved in, the exploration, development and mining business.

Such projections are and will inevitably always be dependent on assumptions about future mineral prices and development costs which will be subject to fluctuation due to global and local economic conditions. This FS presentation also contains forward-looking statements respecting the growing demand for battery grade cobalt products, which demand may or may not continue to grow depending on consumer habits and technological developments. Further information regarding risks and uncertainties which may cause results to differ from those contained in forward-looking statements are included in filings by the Company with securities regulatory authorities and are available at www.sedar.com. Although the Company has attempted to identify important factors that could cause actual results to differ materially from those contained in forward-looking statements, there may be other factors that cause results not to be as anticipated, estimated or intended. There can be no assurance that such statements will prove to be accurate, as actual results and future events could differ materially from those anticipated in such statements. Although the Company has disclosed that the ICP remains the sole, near term, environmentally permitted, primary cobalt deposit in the United States and offers a unique potential for North American consumers to secure an ethically sourced, environmentally sound supply of battery grade cobalt products, there is no guarantee that the Company will attain commercial production of such cobalt products for use in the rechargeable battery sector. Accordingly, readers should not place undue reliance on forward-looking statements. The Company does not undertake to update any forward-looking statements that are contained herein, except in accordance with applicable securities laws.

The statements contained in this FS presentation in regard to the Company that are not purely historical are forward-looking statements within the meaning of the Private Securities Litigation Reform Act of 1995, including the Company's beliefs, expectations, hopes or intentions regarding the future. All forward-looking statements are made as of the date hereof and are based on information available to the Company as of such date. It is important to note that actual outcome and the actual results could differ from those in such forward-looking statements. Factors that could cause actual results to differ materially include risks and uncertainties such as technological, legislative, corporate, commodity price and marketplace changes.

Information in this Presentation discussing the outlook of the cobalt market was derived from independent cobalt publications by CRU ICP 2017 Cobalt Outlook.

Note: All dollar amounts quoted in the Presentation are in USD unless otherwise noted.

E.R. (Rick) Honsinger, P. Geo., Senior Vice President of the Company is the Qualified Person under NI 43-101 who has reviewed and approved the technical content in this presentation.



“eCobalt Solutions Inc. is committed to providing ethically produced and environmentally sound battery grade cobalt products, essential for the rapidly growing rechargeable battery and renewable energy sectors, made safely, responsibly, and transparently in the United States.”

MANAGEMENT

Paul Farquharson, B.B.A

President & CEO

Floyd Varley, B.Sc.

COO

Marc Tran, CPA, CGA, B.Comm, B.A

CFO & Corporate Secretary

E.R. (Rick) Honsinger, P.Geo., B.Sc.

Senior Vice President

TREASURY (August 31, 2017)

Cash and Cash Equivalent - C\$16.14M

Working Capital - C\$15.93M

The Company has no long-term debt

SHARE STRUCTURE (October 31, 2017)

Shares Issued ~131.6 Million

Fully Diluted ~150.5 Million

DIRECTORS

David Christie, P. Geo.

Paul Farquharson, B.B.A

Gregory Hahn, CPG, B.A., M.S.

Scott Hean, ICD.D

Rob Metka, BSc., Mech. Eng., M.Sx.

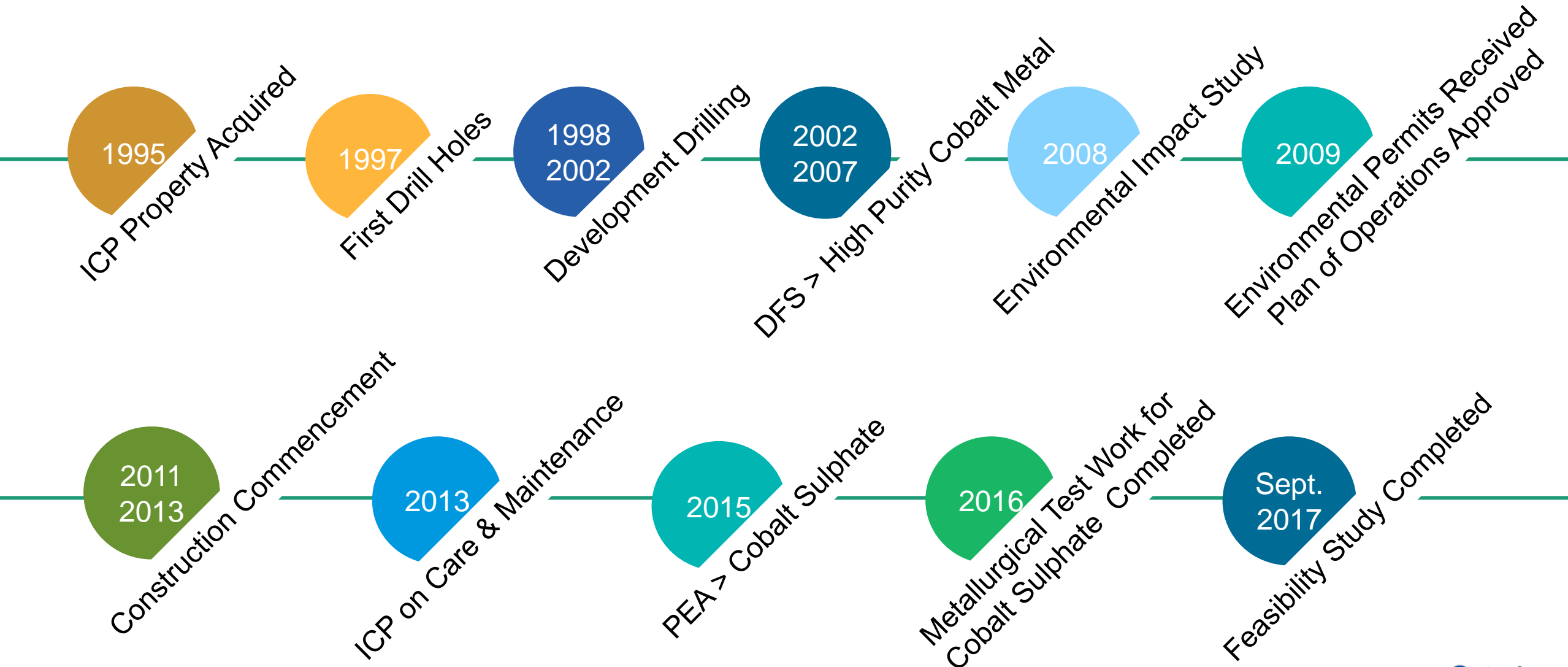
David Smith, M.Sc., P.Eng., C.Dir.

Analyst Coverage:

VIII Capital – David Talbot, Dec 7, 2017

Canaccord Genuity – Eric Zaunscherb, Nov 5, 2017

Idaho Cobalt Project History



The Idaho Cobalt Project (ICP)



- ENVIRONMENTALLY PERMITTED
- \$110M IN EXPENDITURES TO DATE
- 12.5 YEARS LIFE OF MINE *



* RESULTS FROM SEPTEMBER 27, 2017 FS NEWS RELEASE

Mineral Resource

(0.20% Cut Off Grade)

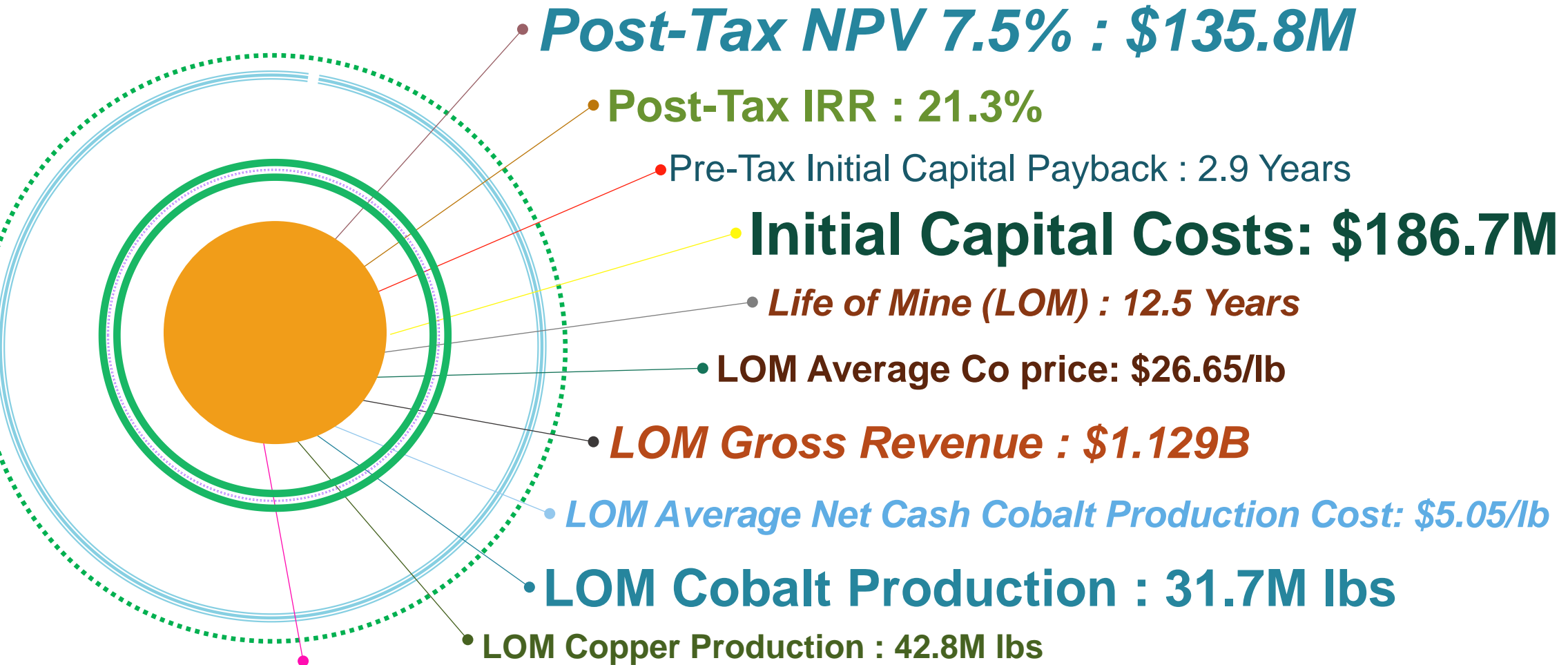
Category	Resource (Tons)	Co (%)	Co (lbs)	Au (opt)	Au (oz)	Cu (%)	Cu (lbs)
Measured	1,725,000	0.54	18,589,700	0.014	24,300	0.76	26,324,900
Indicated	1,711,000	0.64	21,988,000	0.017	29,900	0.71	24,110,600
M+I	3,436,000	0.59	40,577,700	0.016	54,200	0.73	50,435,500
Inferred	1,543,000	0.51	15,593,800	0.012	18,700	0.68	21,032,200

Mineral Reserve

(0.25% Cut Off Grade)

Category	Resource (Tons)	Co (%)	Co (lbs)	Au (opt)	Au (oz)	Cu (%)	Cu (lbs)
Proven	1,987,209	0.43	17,107,067	0.013	25,276	0.69	27,383,521
Probable	1,674,685	0.52	17,409,858	0.017	28,010	0.67	22,372,024
Total Reserve	3,661,894	0.47	34,516,925	0.016	53,286	0.68	49,755,545

Feasibility Study Results



LOM Gold Production : 39,241 oz

*RESULTS FROM SEPTEMBER 27, 2017 FS NEWS RELEASE

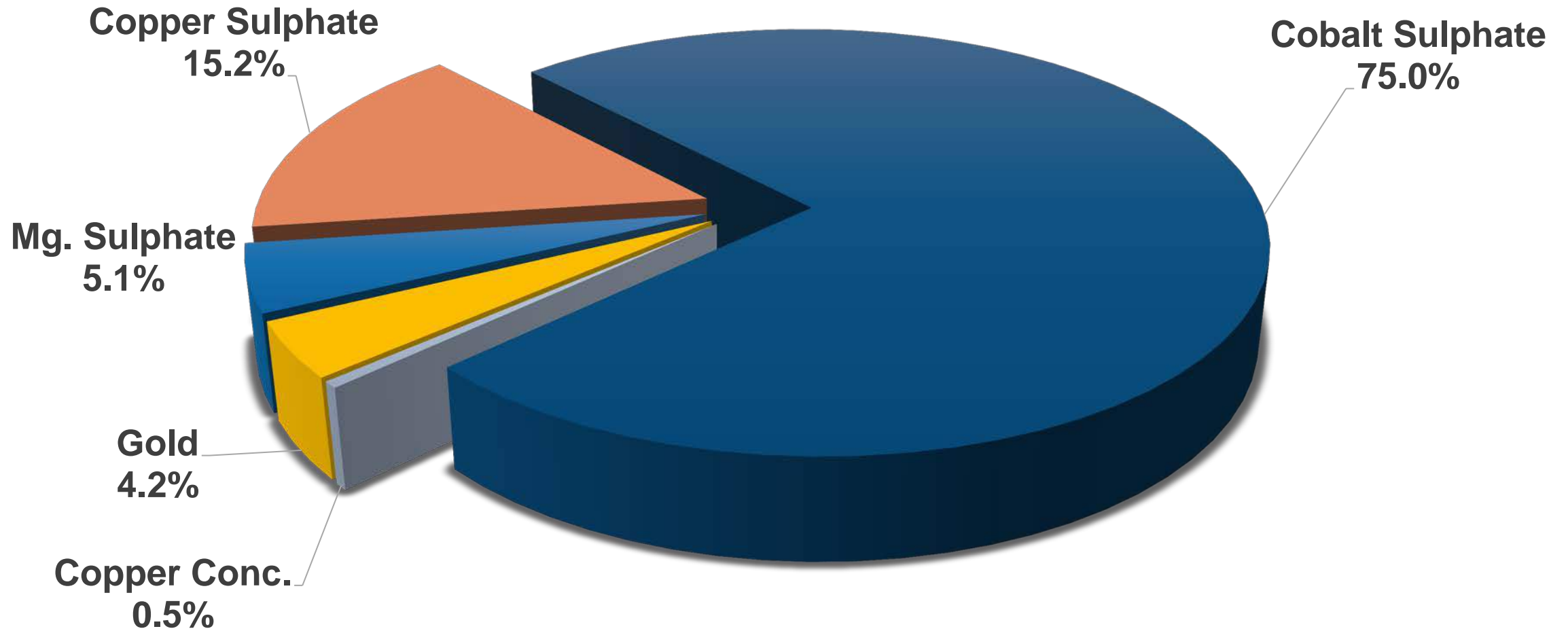
CAPEX



OPEX

	LOM total (\$M)	\$/t milled	\$/lb Co
Mining	196.7	53.71	6.21
Mill/Concentrator	52.5	14.34	1.65
Transport	5.2	1.42	0.16
CPF	149.1	40.72	4.69
G&A	37.3	10.19	1.17
Direct site costs	\$440.8	\$120.38	\$13.88
Transport, TC/RC	2.1	0.58	0.06
By-product credits	(282.5)	(77.15)	(8.89)
Cash Operating Costs	\$160.4	\$43.81	\$5.05

Revenue



Sensitivities

Cobalt Sulphate Price Forecasted Sensitivity:

Co Sulphate Price:	\$19.50	\$22.50	\$25.50	\$26.65*	\$28.50	\$31.50	\$34.50
After-Tax IRR	10.4%	15.1%	19.5%	21.3%	23.6%	27.4%	31.1%
After-Tax NPV @ 7.5%	\$27.8M	\$73.7M	\$118.4M	\$135.8M	\$162.4M	\$204.0M	\$245.8M

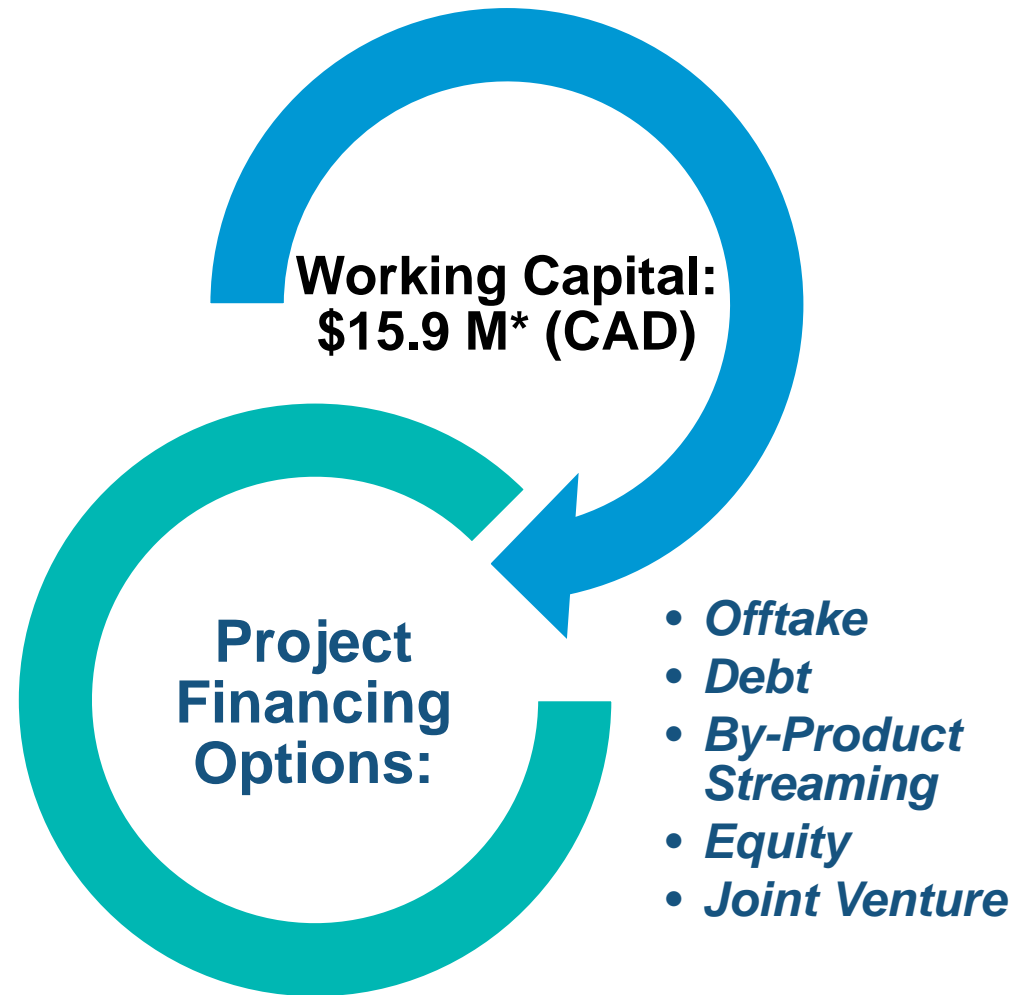
The table above shows that \$1.00/lb change in the price of cobalt sulphate will lead to a \$14.4M change in after tax NPV and 1.3% change in after tax IRR.

Discounted Rate Forecasted Sensitivity:

Discount Rate:	5.5%	6.5%	7.5%*	8.5%	9.5%
After-Tax NPV using Base Case Prices	\$174.0M	\$154.0M	\$135.8M	\$119.3M	\$104.3M

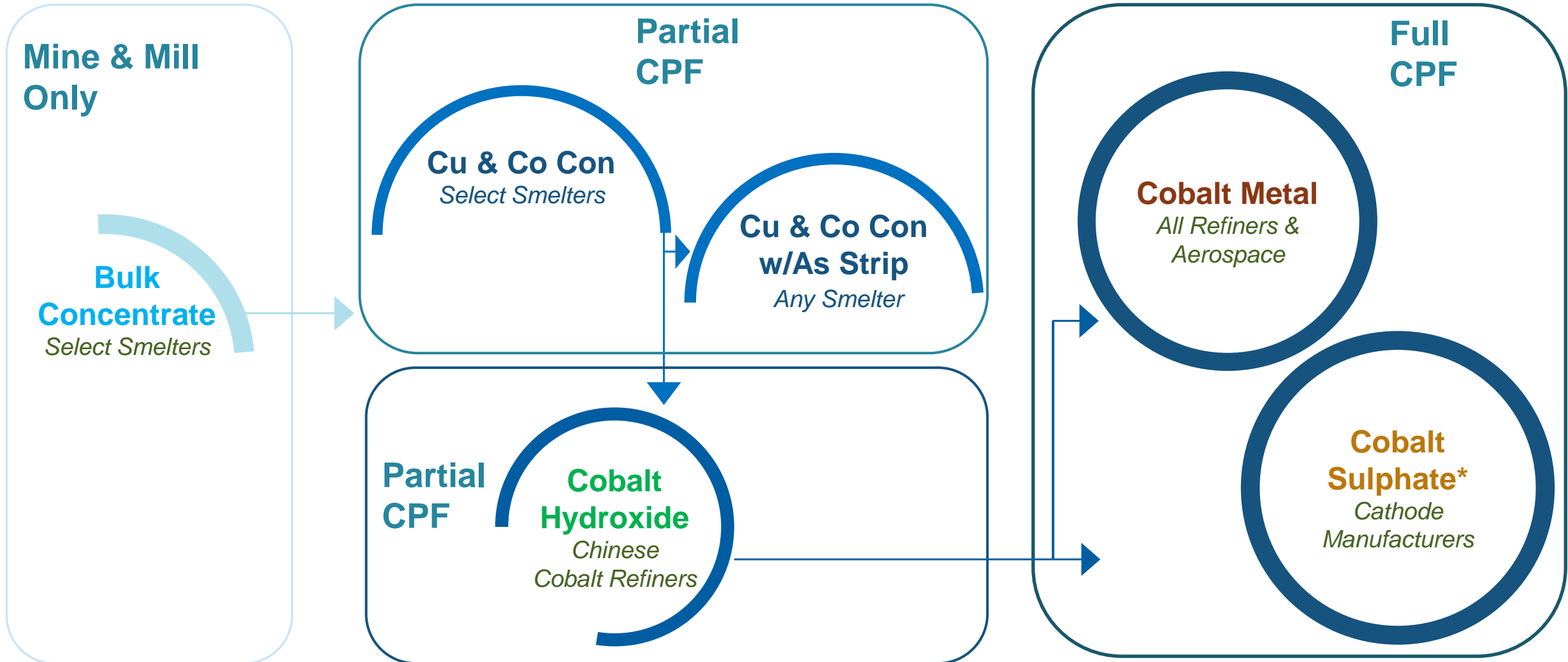
**Base case*

Project Financing



**as of August 31, 2017*

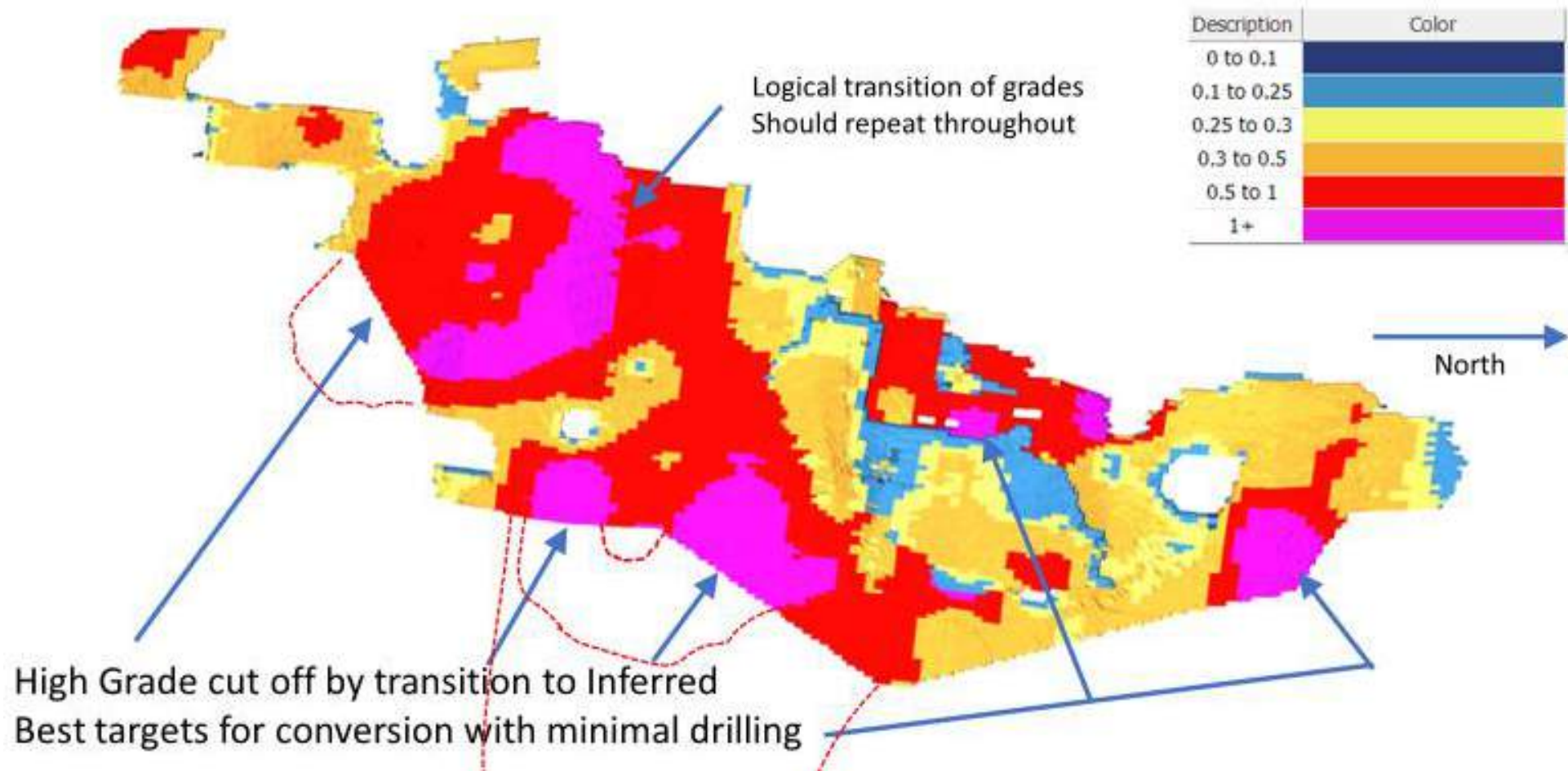
Project Optimization: Co Product Options & CPF Design



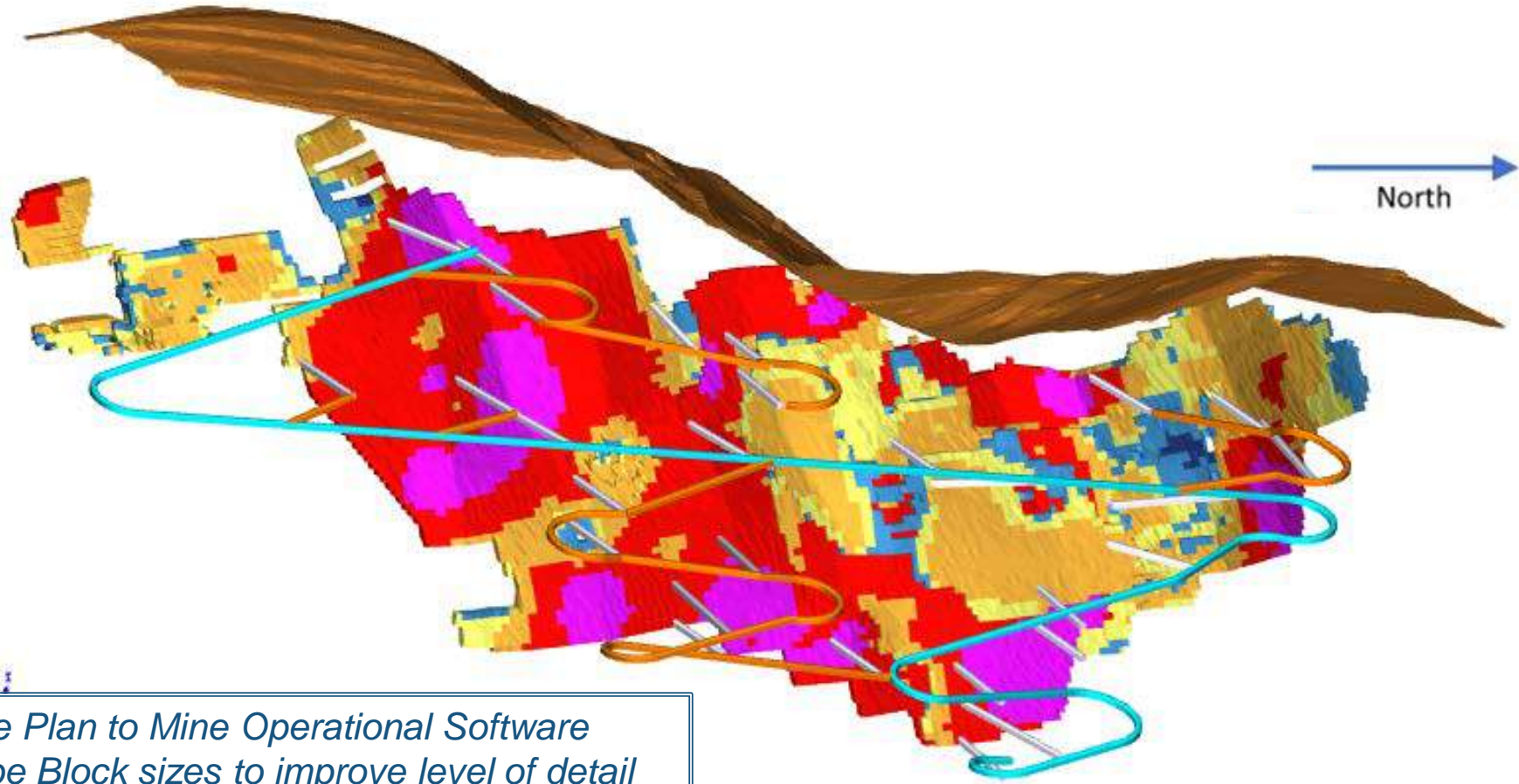
*Current Feasibility Study

Project Optimization: Expand Resource

Long Section of M&I Stope Blocks Contoured by Grade



Project Optimization: Mine Design



- *Convert Mine Plan to Mine Operational Software*
- *Reduce Stope Block sizes to improve level of detail*
- *Reduce Capital Development in Waste*
- *Examine Haulage & Ventilation Alternatives*

Project Optimization: Additional Non-Ram Targets

Drilled Target Zones with Co Intercepts above Cut-off Grade:

- **Sunshine**
- **East Sunshine**
- **Northfield**

Over a dozen additional prospective undrilled targets remain within Idaho Cobalt Project claim Boundary.

Idaho Cobalt Project Future Timeline



* Nov 10, 2017 Feasibility Study Cobalt Sulphate Production

Summary

Advanced Economic Project

Advanced primary cobalt project located in the United States with positive Feasibility Study economic results

Secure Supply

*Ethical
Transparent
Social Responsibility*

**IDAHO
COBALT
PROJECT**

Small Footprint

*Environmental Permits in hand
135 Acre Surface Disturbance
Dry Stack Tailings
Clean Water Discharge*

Growing Demand

*Fueled primarily by expanding
rechargeable battery sector*

Resource Upside

*Open at depth and along strike
Three additional drilled targets returned
intercepts above Ram cutoff grade
Potential to extend 12.5 year Feasibility
Study mine life*

eCobalt

Essential Power
Infinite Possibilities